School (22-23)	ELA	Math	Science	ELA 1 year Growth	Math 1 year Growth	Science 1 year Growth	Average Growth across 3 Exams
Hockinson	77.1	57.6	56.4	4.5	15.5	11.3	10.4
La Center	80.6	40.3	42.1	8.2	4.2	15.7	9.4
Skyview	67.7	34.8	54.2	11	2.5	3.1	5.5
Union	60.8	32.9	39.3	1.8	2.5	9.6	4.6
Heritage	35.3	9.4	33.4	-3.5	-5.6	20	3.6
Evergreen	36.7	14.4	21.4	1.3	3.5	-1.3	1.2
Fort Vancouver	27.9	8.9	27	-5.5	-2.5	10.9	1.0
Ridgefield	79.6	44.8	38	0.5	3.8	-10.4	-2.0
Prairie	63.5	29.8	45	-4.6	6.2	-10.6	-3.0
Woodland	55.5	23.6	49.2	-9.4	-5.2	3.4	-3.7
Camas	83	56.4	64.7	-5.5	-2.8	-4.2	-4.2
Washougal	56.9	21.4	56	-11.9	-13.3	11.2	-4.7
Battle Ground	59.5	27.4	46	-12.7	-4.6	-0.3	-5.9
Hudson's Bay	33.1	8.2	20.7	-8.9	-4.6	-4.5	-6.0
Columbia River	71.8	38.6	49.7	-7.8	-3.5	-8.8	-6.7
Mountain View	55.7	25.6	22	-0.6	-2	-24.2	-8.9

School (21-22)	ELA	Math	Science
Hockinson	72.6	42.1	45.1
La Center	72.4	36.1	26.4
Skyview	56.7	32.3	51.1
Union	59	30.4	29.7
Heritage	38.8	15	13.4
Evergreen	35.4	10.9	22.7
Fort Vancouver	33.4	11.4	16.1
Ridgefield	79.1	41	48.4
Prairie	68.1	23.6	55.6
Woodland	64.9	28.8	45.8
Camas	88.5	59.2	68.9
Washougal	68.8	34.7	44.8
Battle Ground	72.2	32	46.3
Hudson's Bay	42	12.8	25.2
Columbia River	79.6	42.1	58.5
Mountain View	56.3	27.6	46.2

State of the District Address Handouts 10/24/2023

La Center High School

2022-23

Smarter Balanced Assessments (**SBA**): English Language Arts (ELA) and math for grades 3–8 and 10

Washington Comprehensive Assessment of Science (**WCAS**): grades 5, 8, and 11

Washington - Access to Instruction and Measurement (**WA-AIM**): for students in grades 3–11 with significant cognitive disabilities

All Students

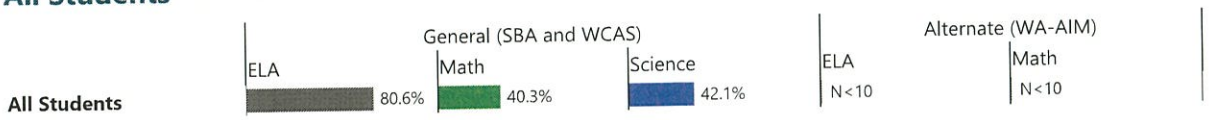

Gender

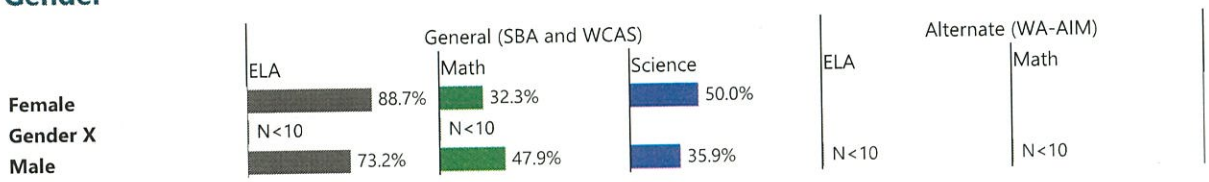

Ethnicity

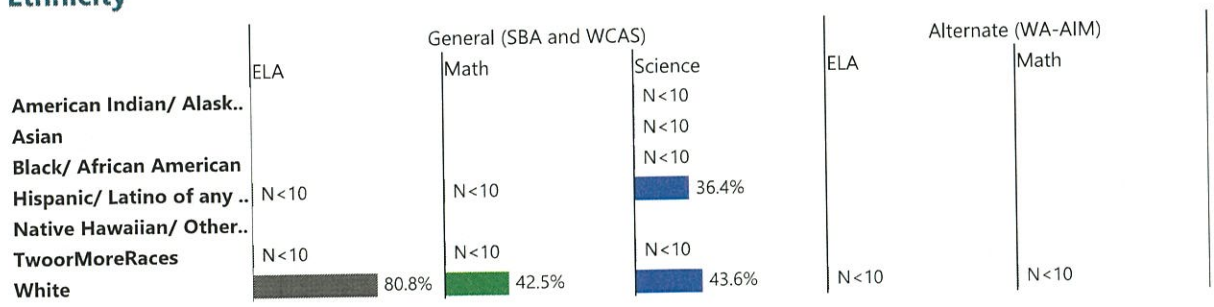

Programs and Characteristics

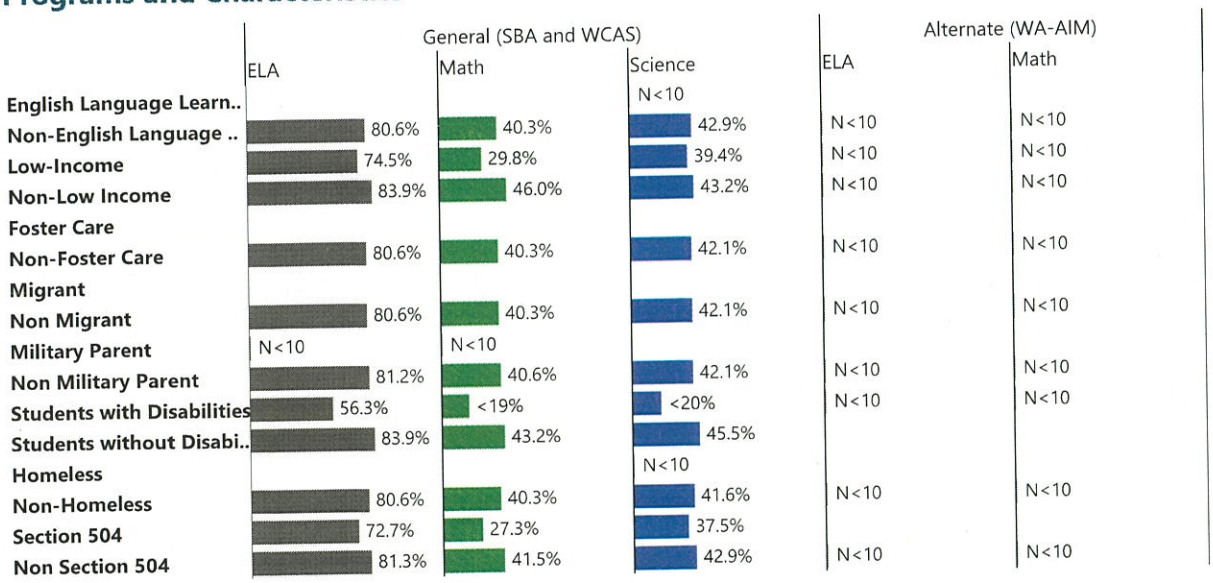

La Center High School

2021-22

Smarter Balanced Assessments (**SBA**): English Language Arts (ELA) and math for grades 3–8 and 10

Washington Comprehensive Assessment of Science (**WCAS**): grades 5, 8, and 11

Washington - Access to Instruction and Measurement (**WA-AIM**): for students in grades 3–11 with significant cognitive disabilities

All Students

	General (SBA and WCAS)			Alternate (WA-AIM)
	ELA	Math	Science	Science
All Students	72.4%	36.1%	26.4%	N<10

Gender

	General (SBA and WCAS)			Alternate (WA-AIM)
	ELA	Math	Science	Science
Female	81.5%	40.7%	28.0%	N<10
Gender X			N<10	
Male	65.2%	32.4%	25.4%	

During the **2021-22** school year, **68 Male** students were expected to take the **Math** state **Smarter Balanced Assessments** in La Center High School. Of those students, **32.4%** earned a score high enough to meet the state standard for their grade level.

At the district level, 34.4% of Male students met standards in the Math state Smarter Balanced Assessments.

Ethni

Americ				
Asian	N<10	N<10	N<10	
Black/ African American	N<10	N<10	N<10	
Hispanic/ Latino of any ...	61.5%	<25%	<23%	
Native Hawaiian/ Other...			N<10	
TwoorMoreRaces	N<10	N<10	N<10	
White	72.0%	38.0%	29.1%	N<10

Programs and Characteristics

	General (SBA and WCAS)			Alternate (WA-AIM)
	ELA	Math	Science	Science
English Language Learn...	N<10	N<10	N<10	
Non-English Language ...	72.7%	36.7%	26.6%	N<10
Low-Income	57.5%	20.5%	<13%	N<10
Non-Low Income	79.5%	43.4%	31.4%	
Foster Care				
Non-Foster Care	72.4%	36.1%	26.4%	N<10
Migrant				
Non Migrant	72.4%	36.1%	26.4%	N<10
Military Parent			N<10	
Non Military Parent	72.4%	36.1%	25.9%	N<10
Students with Disabilities	21.1%	<17%	<30%	N<10
Students without Disabi...	81.7%	41.3%	29.0%	
Homeless	N<10	N<10		
Non-Homeless	72.7%	36.7%	26.4%	N<10
Section 504	66.7%	26.7%	N<10	
Non Section 504	73.1%	37.4%	25.7%	N<10

La Center High School

2020-21

Smarter Balanced Assessments (**SBA**): English Language Arts (ELA) and math for grades 3–8 and 10

Washington Comprehensive Assessment of Science (**WCAS**): grades 5, 8, and 11

Washington - Access to Instruction and Measurement (**WA-AIM**): for students in grades 3–11 with significant cognitive disabilities

All Students

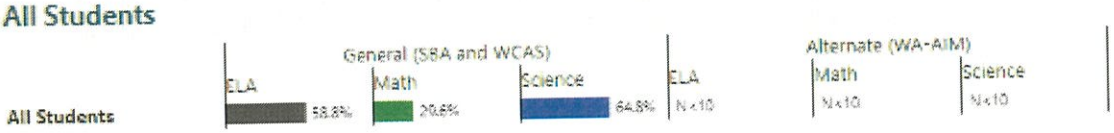

Gender

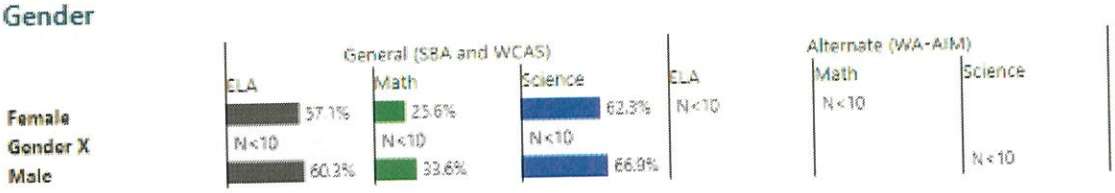

Ethnicity

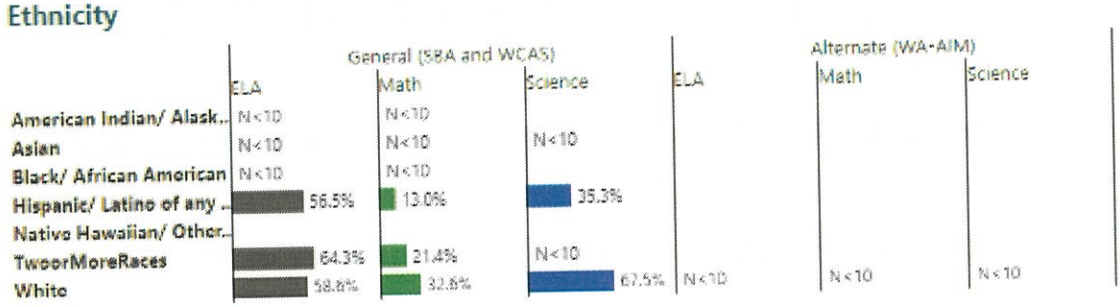

Programs and Characteristics

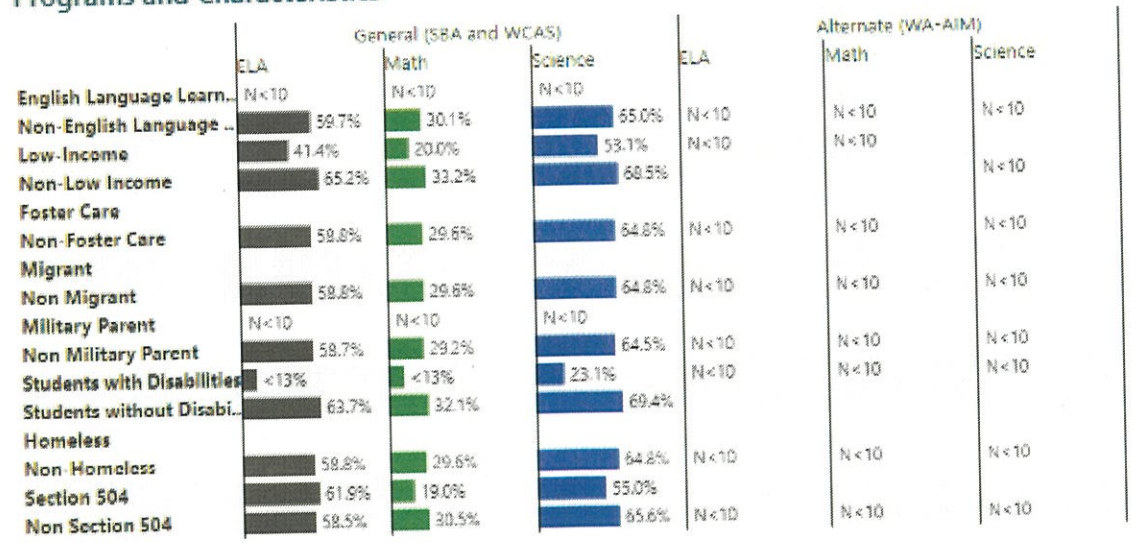

Hello La Center Parents and Community,

The school year is well underway and I'm excited to report that we have hit the ground running with our students and their learning. We continue to be laser-focused on core instruction to ensure all students have multiple opportunities to learn the skills necessary for success beyond high school.

La Center, like many communities, is still grappling with the aftermath of COVID restrictions and their impact on our student's learning. There are significant holes in student learning that our team is working diligently to identify, remediate, and close. The plan that was initiated two years ago is still in progress as we keep the focus on reading, writing, math, and science. The vision for the past two years has been to strengthen our instructional strategies to meet the variety of needs of our students. The data shows that it's working and students are growing. The key word is growth.

Test scores are the tip of the iceberg. They are visible and a moment-in-time indicator of learning and are useful in guiding our next steps with students and programs. What is not as readily visible is the purpose-driven work by our staff on systems and structures that support the implementation of instructional design. The simple fact is that we are focused on improving our skills so we can better meet the needs of our students. This work is complex and this work will impact our students throughout their schooling and beyond.

I am excited to share our state assessment results, keeping in mind that these results are one assessment of several we use to guide our work with students and families. These scores represent significant work on the part of our students, staff, and families to improve student learning. We are not where we want to be, however, we are trending in the right direction. I predict that these trends will continue for the next decade, at a minimum.

We will continue on the path of supporting students with targeted interventions to help them switch from learning to read to reading to learn. We have also been working on mathematics and we will move forward at a higher rate as we, through grant funds, have hired an instructional coach to support math instructional strategies for our students K-12.

Other items to note regarding the test scores:

- This is the third and hardest version of the test in three years. Every time the test changes it becomes the new baseline.
- This is the first time writing has been assessed in three years (note 6th grade scores). We have built plans to work on improving writing skills.
- The data shared during the February 28th, 2022 State of the District Presentation was screener data that is different from state testing. We use multiple data points, including screeners and state tests, to make decisions and work toward solutions for students' learning needs.
- Finally, the data presented below is what we call cohort data. For example, 5th grade scores for 22-23 is compared to their 4th grade score for 21-22 (same students).

Although these scores are not where we want them to be, the trend is positive and worth a brief celebration. We will continue to adjust our practice to meet the needs of the students. Nine of the 12 areas tested show positive growth. We have a fantastic team of educators focused on mission-critical work to ensure our students and their learning are headed in the right direction.

We will host a State of the District Address on October 24th at 6:00 p.m., in the middle school commons prior to the regular Board Meeting. I will speak to the successes and challenges from across the district and explain our plans moving forward.

Thank you,

Peter Rosenkranz, Superintendent
La Center School District

Grade	Subject	21-22 Score % Meeting Standard	22-23 Score % Meeting Standard	Growth
3rd	ELA	State tests initiated in 3rd grade	38%	
	Math	State tests initiated in 3rd grade	45%	
4th	ELA	39%	45%	6%
	Math	44%	40%	-4%
5th	ELA	41%	56%	15%
	Math	42%	46%	4%
6th	ELA	62%	39%	-23%
	Math	34%	34%	0%
7th	ELA	33%	43%	10%
	Math	22%	34%	12%
8th	ELA	52%	60%	8%
	Math	28%	34%	6%
9th	No Testing			
10th - compared to students 8th grade year.	ELA	50%	80.6	30.6%
	Math	26%	40.3	14.3%

ELA = English/Language Arts